

## General Specifications

**4 Digits, 4"**  
**in metal enclosure**  
**straight and slanted**  
model series: HY-4-4R(Y,G,B)

**SELENA**  
LED Digital Clocks

ALL CLOCKS INCLUDE REMOTE CONTROL

**Super Bright LEDs: RED, GREEN, YELLOW or BLUE - 4 INCH High Digits**

Flush and Surface Mount  
Metal and Stainless Steel  
Straight and Slanted

### STANDARD FEATURES:

- \* Infra Red hand held REMOTE CONTROL for all functions
- \* 12 or 24 Hour and Military Display Format (user selectable via remote)
- \* Stand - Alone operation for Home or Office
- \* Backup:  
Self-recharging backup - NO BATTERY NEEDED
- \* Day/Date/Month/Year Alternating display selection
- \* Fully Adjustable Brightness (Manual via remote control)
- \* Julian Day display
- \* Auto Leap-Year correction
- \* Daylight Savings correction
- \* Timers:  
Stop-Watch function up to 1/100 sec resolution  
Up/Down Presettable Timer and Counter with Alarm (up to 99hrs:59min:59sec or 999999 counts)  
Cycling timer, Up and Down  
Wake-Up Alarm Timer with soft beeper control
- \* On-Board Alarms: Internal Alarm buzzer
- \* NON-GLARE lens
- \* NON-MULTIPLEXING - Camera friendly
- \* Variety of enclosure colors.



IR Remote Control



### SPECIFICATIONS:

Supply Voltage:	115V or 208-240V, 50/60Hz 24 or 12V AC/DC
Power:	6VA average
Operating Temperature:	0C to +50C (32F to 122F) (military range optional)
Humidity:	95% RH max. non cond.
Dimensions ( without flange ):	12" x 5.9" x 2.5" (30.5cm x 15cm x 6.3cm)
Visibility:	Up to 150Ft. (50m)

### Optional FEATURES:

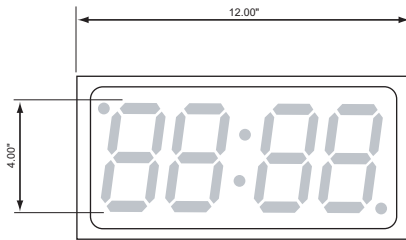
- \* Direct Replacement for existing MASTER - SLAVE SYSTEM CLOCKS (replaces round, mechanical or electronic)
- \* Multiple Master-Slave correction modes:  
Master-Slave Power Line Carrier sync (Simplex)  
Master-Slave 2 Wire, RS485 Twisted Pair Sync/Communication  
Master-Slave wireless communication on power line wiring  
Master-Slave wireless RF, radio communication  
Master-Slave network ethernet communication  
Master-Slave BCD digital, ASCII Time Code  
RS232, USB and RS485 serial communication ( PC port as the Master )  
Master-Slave 2 and 3 Wire, 5-35V Minute Impulse Sync
- \* Multi-Zone synchronized Master-Slave system
- \* Temperature Monitoring and Control:  
Multi-Event Programmable Thermostat ( up to 32 events/day )  
with Heating - Cooling Auto Change-Over  
Inside and Outside Thermometer function ( 2 external probes )  
Min/Max Temperature Memory  
Temperature Alarm and Relay outputs ( up to 2 x Form C, 10Amp/250V )
- \* Backup:  
10 Year Lithium battery option
- \* Atomic Clock radio option  
( WWVB60, DCF77, HBG75, MSF60, OHTAKADOYA40, HAGANE60 )
- \* Atomic Clock GPS option
- \* NTP Clock Network Time Protocol time receiver
- \* Automatic Brightness with Auto-dimming option
- \* Timers:  
Multi-Event Programmable Timer ( up to 32 events/day )  
Stop-Watch function up to 1/100 sec resolution  
External Start/Stop/Reset switch contacts inputs  
Auto-reloading time period measurement  
Continuous time count on power failure
- \* On-Board Alarm Relays for timers and counters:  
( up to 2 x Form C, 10Amp/250V ) For external load, siren or horn.



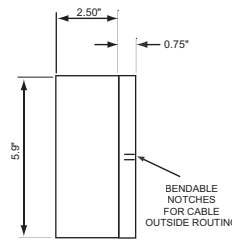
**Option #732R and #733**

**4-digit models series HY-4**  
standard colors: white, black and stainless steel

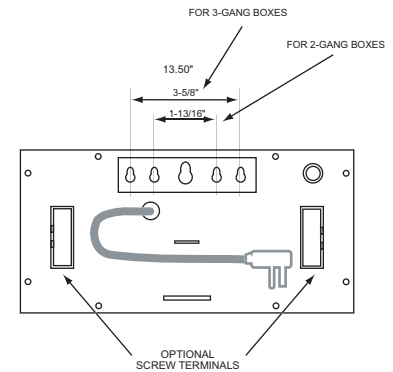
**Straight - Surface mounted  
Option #732R**



**4-digit, 4" HY model**




Back flange  
in surface  
mount models

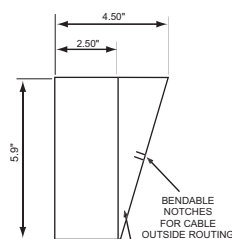


Short cord with flat plug shown  
Optional:  
Long cord or Screw terminal  
for power connection

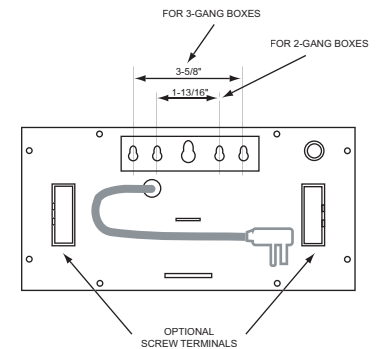
**Slanted - Surface mounted  
Option #733**



**4-digit, 4" HY model**



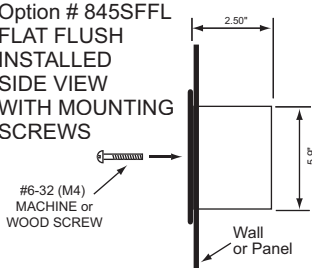
CABLE HIDE AWAY  
SLANTED SHROUD



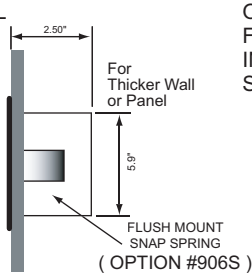
Short cord with flat plug shown  
Optional:  
Long cord or Screw terminal  
for power connection

**For enclosure series # 732 and # 733**  
**OPTIONAL FLUSH MOUNT METHODS**

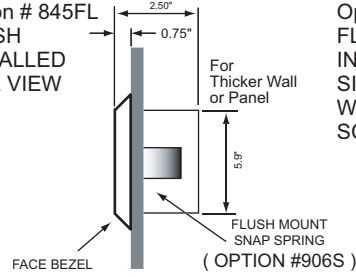
Option # 845SFFL  
FLAT FLUSH  
INSTALLED  
SIDE VIEW  
WITH MOUNTING  
SCREWS




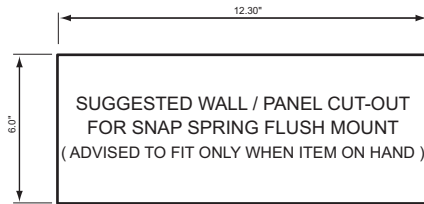
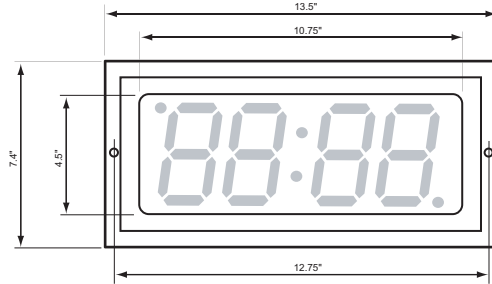
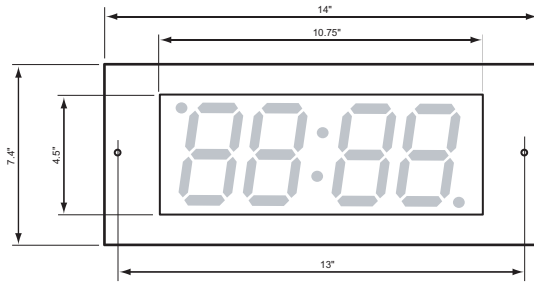
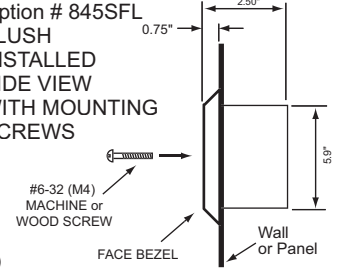
Option # 845FFL  
FLAT FLUSH  
INSTALLED  
SIDE VIEW



Option # 845FL  
FLUSH  
INSTALLED  
SIDE VIEW



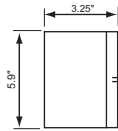
Option # 845SFL  
FLUSH  
INSTALLED  
SIDE VIEW  
WITH MOUNTING  
SCREWS



**OPTIONAL BACK PANEL TYPES**

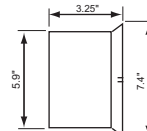
ENCLOSURE  
BACK PANEL  
series 732R

Straight 90 Deg. Back flange  
(also used for back-to-back mounting)



ENCLOSURE  
BACK PANEL  
series 732  
( standard )

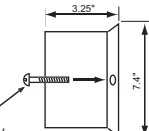
Angled Back flange



ENCLOSURE  
BACK PANEL  
series 732S

#6-32 (M4)  
MACHINE or  
WOOD SCREW

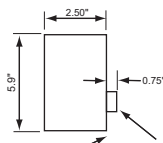
Angled Back flange  
with holes for screw mount



ENCLOSURE  
BACK PANEL  
series 732F

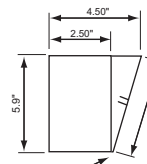
No Back flange

Wiring Terminal



ENCLOSURE  
BACK PANEL  
series 733  
( standard )

Slanted Back flange



ENCLOSURE  
BACK PANEL  
series 733R

Slanted 90 Deg. Back flange  
(also used for back-to-back mounting)

